

Name _____
Date _____

“Long, Long Ago, In a Galaxy Far, Far Away...” (*Star Wars Part 1*)

A closer look at *Star Wars: Episode Four—A New Hope*

Over the next two days, we will be delving into George Lucas’s 1977 film, *Star Wars: A New Hope*. The release of the film set off a revolution, the effects of which are easily seen today. We will be watching the film in four parts, doing group work, and having class discussions each day. You will be assigned a number that will dictate what aspect of the film you should take notes on for each part. The five aspect groups are as follows:

- 1) Images/Colors/Camera Work
- 2) Sounds effects/Soundtrack/Voices
- 3) The Hero’s Journey
- 4) Actor Dialogue/Body Language/Facial Expressions
- 5) Notes on Characters

For each part, you should all rotate groups. Rotate in numerical order. For instance, if for the first part you are in group 3, the next part you will be in group 4. The next part you will be in group 5 and the last part you will be in group 1. By the end of the movie, you should have taken notes on four of the five aspect groups. **Save this packet as you will be using it every day.**

“May the Force be with you...”



Aspect Group 1) Images/Colors/Camera Work

Topic	What?	When?	Significance?
Images (What you see/What you don't)			
Colors			
Camera Work (Perspective)			

Aspect Group 2) Sounds effects/Soundtrack/Voices

Topic	What?	When?	Significance?
Sound Effects			
Soundtrack			
Voices			

Aspect Group 3) The Hero's Journey (Luke Skywalker)

(STAGE) <u>CALL TO ADVENTURE</u>	(STAGE) <u>REFUSAL OF THE CALL</u>	(STAGE) <u>MENTOR FIGURE</u>	(STAGE) <u>CROSSING THE FIRST THRESHOLD</u>
<u>TESTS, ALLIES, ENEMIES</u>	<u>MEETING WITH THE GODDESS</u>	<u>THE BELLY OF THE WHALE</u>	<u>DEATH OF THE MENTOR</u>
<u>APOTHESIS</u>	<u>OUTSIDE HELP OR RESCUE</u>	<u>THE ULTIMATE BOON</u>	<u>RETURN OF THE HERO</u>

Aspect Group 4) Actor Dialogue/Body Language/Facial Expressions

Topic	What?	When?	Significance?
Actor Dialogue			
Body Language			
Facial Expressions			

Aspect Group 5) Notes on Characters

R2D2:

C3PO:

Darth Vader:

Princess Leia:

Luke Skywalker:


Obi-Wan Kenobi:

Han Solo:

Chewbacca:

Extras (Stormtroopers, Sand People, etc.):

Entry Tasks, Follow-Up Questions, and Additional Notes



Name _____

Date _____

“The Adventure Continues” (*Star Wars Part 2*)

A closer look at *Star Wars: Episode Five—The Empire Strikes Back*

Over the next two days, we will be delving into George Lucas’s 1980 film, *Star Wars: The Empire Strikes Back*. When the film came out in 1980, sequels were the exception and not the rule. Additionally, as the film was numbered “Episode 5,” many people’s perceptions of the series were changed. We will be watching the film in four parts, doing group work, and having class discussions each day. You will be assigned a number that will dictate what aspect of the film you should take notes for each part. The five aspect groups are as follows:

- 1) Images/Colors/Camera Work
- 2) Sounds effects/Soundtrack/Voices
- 3) Character development of “The Big Three”
- 4) Actor Dialogue/Body Language/Facial Expressions
- 5) Notes on Characters (other than “Big Three”)

For each part, you should all rotate groups. Rotate in numerical order. For instance, if for the first part you are in group 3, tomorrow you will be in group 4. The next part you will be in group 5 and the last part you will be in group 1. By the end of the movie, you should have taken notes on four of the five aspect groups. **Save this packet as you will be using it every day.**

“It is a dark time for the Rebellion...”



Aspect Group 1) Images/Colors/Camera Work

Topic	What?	When?	Significance?
Images (What you see/What you don't)			
Colors			
Camera Work (Perspective)			

Aspect Group 2) Sounds effects/Soundtrack/Voices

Topic	What?	When?	Significance?
Sound Effects			
Soundtrack			
Voices			

**Aspect Group 3) Character Change from
A New Hope to *The Empire Strikes Back***

Character	<i>A New Hope</i>	<i>The Empire Strikes Back</i>	What Happened?
Luke Skywalker			
Princess Leia			
Han Solo			

Aspect Group 4) Actor Dialogue/Body Language/Facial Expressions

Topic	What?	When?	Significance?
Actor Dialogue			
Body Language			
Facial Expressions			

Aspect Group 5) Notes on Characters

R2D2:

C3PO:

Darth Vader:

Yoda:

Lando Calrissian:


Boba Fett:

Emperor Palpatine:

Obi-Wan Kenobi:

Extras (Snowtroopers, Imperial officers, Ugnaughts, etc.):

Entry Tasks, Follow-Up Questions, and Additional Notes



Name _____
Date _____

“Every Saga Has a Beginning” (*Star Wars Part 3*)

A closer look at *Star Wars: Episode One—The Phantom Menace*

Over the next two days, we will be delving into George Lucas’s 1999 film, *Star Wars Episode One: The Phantom Menace*. Released some 16 years after the previous installment, this film forever changed (for better or worse) the way the world sees *Star Wars*. We will be watching the film in four parts, doing group work, and having class discussions each day. You will be assigned a number that will dictate what aspect of the film you should take notes on for each part. The five aspect groups are as follows:

- 1) The Universe: Core vs. Outer Rim
- 2) Good vs. Evil
- 3) The Hero’s Journey
- 4) Actor Dialogue/Body Language/Facial Expressions
- 5) Notes on Characters and Parallels to the Original Trilogy

For each part, you should all rotate groups. Rotate in numerical order. For instance, if for the first part you are in group 3, the next part you will be in group 4. The next part you will be in group 5 and the last part you will be in group 1. By the end of the movie, you should have taken notes on four of the five aspect groups. **Save this packet as you will be using it every day.**

***“You refer to the prophecy of the one who will bring balance to the Force.
You believe it’s this...boy?”***



Aspect Group 1) The Universe: Core vs. Outer Rim

Topic	What?	When?	Significance?
<u>Technology</u> (Weapons, Vehicles, etc.)			
<u>Species</u> (Human, Alien, Droids, etc.)			
<u>Planets</u>			

Aspect Group 2) Good vs. Evil

Topic	What?	When?	Significance?
<u>The Force</u> (Description, Uses)			
<u>Jedi</u> (Names, Culture, etc.)			
<u>Sith</u> (Names, Culture, etc.)			

Aspect Group 3) The Hero's Journey (Anakin Skywalker)

<p>(STAGE) <u>CALL TO ADVENTURE</u></p>	<p>(STAGE) <u>REFUSAL OF THE CALL</u></p>	<p>(STAGE) <u>MENTOR FIGURE</u></p>	<p>(STAGE) <u>CROSSING THE FIRST THRESHOLD</u></p>
<p><u>TESTS, ALLIES, ENEMIES</u></p>	<p><u>MEETING WITH THE GODDESS</u></p>	<p><u>THE BELLY OF THE WHALE</u></p>	<p><u>DEATH OF THE MENTOR</u></p>
<p><u>APOTHESIS</u></p>	<p><u>OUTSIDE HELP OR RESCUE</u></p>	<p><u>THE ULTIMATE BOON</u></p>	<p><u>RETURN OF THE HERO</u></p>

Aspect Group 4) Actor Dialogue/Body Language/Facial Expressions

Topic	What?	When?	Significance?
Actor Dialogue			
Body Language			
Facial Expressions			

Aspect Group 5) Characters--And Parallels to Original Trilogy Characters

Anakin Skywalker:

Qui-Gon Jinn:

Queen (Padme) Amidala:

R2D2/C3PO:

Darth Maul:

Darth Sidious:

Obi-Wan Kenobi:

Jar Jar Binks:


Senator Palpatine:

Various Jedi:

Nute Gunray:

Extras (Gungans, Neimoidians, the Naboo, Battle Droids, etc.):

Entry Tasks, Follow-Up Questions, and Additional Notes



Name _____
Date _____

“A Jedi Shall Not Know Anger. Nor Hatred. Nor Love.” (*Star Wars Part 4*)

A closer look at *Star Wars: Episode Two—Attack of the Clones*

Over the next two days, we will be delving into George Lucas’s 2002 film, *Star Wars Episode Two: Attack of the Clones*. In this film, we will witness Anakin Skywalker’s beginnings as a Jedi and his struggle to adapt to the restrictions of the order. We will be watching the film in four parts, doing group work, and having class discussions each day. You will be assigned a number that will dictate what aspect of the film you should take notes on for each part. The five aspect groups are as follows:

- 1) The Universe: Core vs. Outer Rim
- 2) Good vs. Evil
- 3) Character development of “The Other Big Three”
- 4) Actor Dialogue/Body Language/Facial Expressions
- 5) Notes on Characters and Parallels to the Original Trilogy

For each part, you should all rotate groups. Rotate in numerical order. For instance, if for the first part you are in group 3, the next part you will be in group 4. The next part you will be in group 5 and the last part you will be in group 1. By the end of the movie, you should have taken notes on four of the five aspect groups. **Save this packet as you will be using it every day.**

“Remember, Obi-Wan, if the prophecy is true, your apprentice is the only one who can bring the Force back into balance.”



Aspect Group 1) The Universe: Core vs. Outer Rim

Topic	What?	When?	Significance?
<u>Technology</u> (Weapons, Vehicles, etc.)			
<u>Species</u> (Human, Alien, Droids, etc.)			
<u>Planets</u>			

Aspect Group 2) Good vs. Evil

Topic	What?	When?	Significance?
<u>The Force</u> (Description, Uses)			
<u>Jedi</u> (Names, Culture, etc.)			
<u>Sith</u> (Names, Culture, etc.)			

**Aspect Group 3) Character Change from
The Phantom Menace to *Attack of the Clones***

Character	<i>The Phantom Menace</i>	<i>Attack of the Clones</i>	What Happened?
Anakin Skywalker			
Padme Naberrie			
Obi-Wan Kenobi			

Aspect Group 4) Actor Dialogue/Body Language/Facial Expressions

Topic	What?	When?	Significance?
Actor Dialogue			
Body Language			
Facial Expressions			

Aspect Group 5) Characters--And Parallels to Original Trilogy Characters

Jango Fett:

Count Dooku:

Yoda:

R2D2/C3PO:

Mace Windu:

Darth Sidious:

Zam Wesell:

Jar Jar Binks:


Chancellor Palpatine:

Various Jedi:

Various Separatists:

Extras (Kaminoans, Geonosians, Coruscant citizens, Battle Droids, etc.):

Entry Tasks, Follow-Up Questions, and Additional Notes



Name _____
Date _____

“Every Hero Has a Destiny”

Star Wars (Part 5)

A closer look at *Star Wars: Episode Three—Revenge of the Sith*

Over the next two days, we will be delving into George Lucas’s 2005 film, *Star Wars Episode Three: Revenge of the Sith*. In this film, we will witness Anakin Skywalker’s fall to the Dark Side and the rise of the Galactic Empire. We will be watching the film in four parts, doing group work, and having class discussions each day. You will be assigned a number that will dictate what aspect of the film you should take notes on for each part. The five aspect groups are as follows:

- 1) The Universe: Core vs. Outer Rim
- 2) Good vs. Evil
- 3) Character development of “The Other Big Three”
- 4) Actor Dialogue/Body Language/Facial Expressions
- 5) Notes on Characters and Parallels to the Original Trilogy

For each part, you should all rotate groups. Rotate in numerical order. For instance, if for the first part you are in group 3, the next part you will be in group 4. The next part you will be in group 5 and the last part you will be in group 1. By the end of the movie, you should have taken notes on four of the five aspect groups. **Save this packet as you will be using it every day.**

“You were the Chosen One! It was said that you would destroy the Sith, not join them! Bring balance to the Force, not leave it in darkness!”



Aspect Group 1) The Universe: Core vs. Outer Rim

Topic	What?	When?	Significance?
<u>Technology</u> (Weapons, Vehicles, etc.)			
<u>Species</u> (Human, Alien, Droids, etc.)			
<u>Planets</u>			

Aspect Group 2) Good vs. Evil

Topic	What?	When?	Significance?
<u>The Force</u> (Description, Uses)			
<u>Jedi</u> (Names, Culture, etc.)			
<u>Sith</u> (Names, Culture, etc.)			

**Aspect Group 3) Character Change from
Attack of the Clones to *Revenge of the Sith***

Character	<i>Attack of the Clones</i>	<i>Revenge of the Sith</i>	What Happened?
Anakin Skywalker			
Padme Naberrie			
Obi-Wan Kenobi			

Aspect Group 4) Actor Dialogue/Body Language/Facial Expressions

Topic	What?	When?	Significance?
Actor Dialogue			
Body Language			
Facial Expressions			

Aspect Group 5) Characters--And Parallels to Original Trilogy Characters

General Grievous:

Mace Windu:

Yoda:

R2D2:

C3PO:

Darth Sidious:

Senator Bail Organa:

Count Dooku:


Chancellor/Emperor Palpatine:

Various Jedi:

Various Separatists:

Extras (Clone Troopers, Wookiees, Battle Droids, etc.):

Entry Tasks, Follow-Up Questions, and Additional Notes



Name _____
Date _____

“Return to a Galaxy...Far, Far Away” (*Star Wars Part 6*)

A closer look at *Star Wars: Episode Six—Return of the Jedi*

Over the next two days, we will be delving into George Lucas’s 1983 film, *Star Wars: Return of the Jedi*. When the film came out in 1983, fans had been eagerly waiting for 3 years for what they thought would be the final film in the *Star Wars* series and couldn’t wait to see if Darth Vader really was Luke Skywalker’s father. We will be watching the film in four parts, doing group work, and having class discussions each day. You will be assigned a number that will dictate what aspect of the film you should take notes for each part. The five aspect groups are as follows:

- 1) Images/Colors/Camera Work
- 2) Sounds effects/Soundtrack/Voices
- 3) Character development of “The Big Three”
- 4) Actor Dialogue/Body Language/Facial Expressions
- 5) Notes on Characters (other than “Big Three”)

For each part, you should all rotate groups. Rotate in numerical order. For instance, if for the first part you are in group 3, the next part you will be in group 4. The next part you will be in group 5 and the last part you will be in group 1. By the end of the movie, you should have taken notes on four of the five aspect groups. **Save this packet as you will be using it every day.**

“I am a Jedi, like my father before me.”



Aspect Group 1) Images/Colors/Camera Work

Topic	What?	When?	Significance?
Images (What you see/What you don't)			
Colors			
Camera Work (Perspective)			

Aspect Group 2) Sounds effects/Soundtrack/Voices

Topic	What?	When?	Significance?
Sound Effects			
Soundtrack			
Voices			

**Aspect Group 3) Character Change from
The Empire Strikes Back to *The Return of the Jedi***

Character	<i>The Empire Strikes Back</i>	<i>The Return of the Jedi</i>	What Happened?
Luke Skywalker			
Princess Leia			
Han Solo			

Aspect Group 4) Actor Dialogue/Body Language/Facial Expressions

Topic	What?	When?	Significance?
Actor Dialogue			
Body Language			
Facial Expressions			

Aspect Group 5) Notes on Characters

R2D2:

C3PO:

Darth Vader:

Yoda:

Lando Calrissian:

Jabba the Hutt:

Emperor Palpatine:

Admiral Ackbar:

Extras (Stormtroopers, Ewoks, etc.):

Entry Tasks, Follow-Up Questions, and Additional Notes

